

















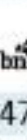



















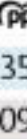


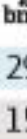

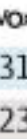





LUGO Mesas electorales

												
1 1 A Facenda (Raíña)	205	86	30	30	31	17	4	0	1	0	0	0
1 1 B Facenda (Raíña)	147	70	18	25	30	14	2	1	0	0	0	0
1 2 U Uxío Novoneyra	236	123	33	48	50	17	2	0	0	1	2	0
1 3 U IES Xoán Montes	121	97	37	27	46	15	2	2	2	0	0	0
2 1 U Serv. Municipais	212	116	27	29	36	13	2	0	1	1	1	0
2 2 U Politécnico	231	185	42	51	65	27	8	0	0	1	0	0
2 3 U LucusAugusti	183	153	43	29	57	19	8	0	0	0	0	0
2 4 U Rosalía de Castro	164	121	31	27	39	9	2	0	0	0	0	0
2 5 A Maruja Mallo	95	165	44	45	50	17	3	1	1	1	0	0
2 5 B Maruja Mallo	158	165	42	35	61	21	5	1	1	0	1	0
2 6 A Guard. Sanxillao	135	163	55	31	64	14	1	1	0	0	0	0
2 6 B Guard. Sanxillao	159	193	43	35	60	16	8	0	1	0	0	0
2 7 A CIFPAs Mercedes	151	167	50	42	69	33	1	0	0	0	0	1
2 7 B CIFPAs Mercedes	207	204	68	45	79	40	7	2	1	0	0	0
2 8 U Illa Verde	161	138	30	47	41	22	4	0	0	0	0	0
2 9 U P. dos Deportes	195	178	56	39	70	20	2	1	0	0	4	0
210 A Serv. Municipais	181	118	16	30	26	17	2	2	0	1	0	0
210 B Serv. Municipais	175	112	27	26	23	12	3	0	0	1	1	0
211 U Rec. Concello	212	201	48	24	42	13	1	2	0	1	2	0
212 A IES Sanxillao	126	129	25	32	46	19	4	0	0	0	0	0
212 B IES Sanxillao	126	189	40	45	56	15	5	1	0	2	0	0
213 A Casa das Linguas	94	101	33	29	56	18	2	0	0	1	0	0
213 B Casa das Linguas	91	134	46	29	66	17	4	0	0	1	2	0
214 A Maruja Mallo	130	122	38	29	41	14	2	0	0	1	0	0
214 B Maruja Mallo	150	141	34	38	60	12	5	1	1	0	0	1
215 A Veterinaria	185	216	63	52	81	27	6	1	0	0	0	0
215 B Veterinaria	178	162	50	40	73	32	6	2	0	1	0	0
216 U Escola de Artes	116	99	27	35	34	12	3	0	0	0	1	0
217 A CeipAs Mercedes	148	198	48	28	73	31	4	0	1	1	1	0
217 B CeipAs Mercedes	186	257	68	50	68	34	7	4	1	2	0	0
218 A Portos de Galicia	103	146	37	33	61	16	6	1	0	0	0	0
												
218 B Portos de Galicia	146	154	47	28	61	17	3	0	1	0	0	0
219 A C. social Fingoi	130	155	63	32	59	36	1	3	1	0	0	0
219 B C. social Fingoi	115	131	43	32	49	24	4	1	1	0	1	0
220 A Casa das Linguas	101	124	32	20	48	17	2	1	0	1	1	0
220 B Casa das Linguas	107	135	39	38	57	12	0	0	0	1	0	0
221 U C. Social Fingoi	222	219	72	48	80	25	8	1	0	0	0	0
3 1 U Sagrado Corazón	148	177	23	60	58	17	5	1	1	0	1	0
3 2 A Edificio sindicatos	197	153	54	43	45	31	2	0	0	1	1	0
3 2 B Edificio sindicatos	233	219	63	32	55	34	5	0	0	1	2	1
3 3 A Multiusos Xunta	101	152	38	38	47	14	3	0	0	2	0	0
3 3 B Multiusos Xunta	135	151	41	40	45	18	5	0	1	1	1	2
3 4 U Ceip Paradai	188	232	53	44	64	23	8	1	1	1	2	0
3 5 A Res. As Gándaras	82	106	22	32	33	12	2	0	0	2	2	0
3 5 B Res. As Gándaras	100	120	14	46	44	16	2	1	0	0	2	0
3 6 U Serra Ancares, 68	117	149	34	37	39	11	3	0	0	0	0	0
3 7 A Escola de Castelo	131	140	28	40	36	11	5	0	0	0	0	0
3 7 B As. Xuvenil Galegos	140	122	30	40	47	17	1	0	0	2	0	1
3 8 U CeipAs Gándaras	183	194	32	76	57	12	5	0	1	2	2	0#
3 9 A Guard. Paradai	116	111	29	36	29	13	4	1	0	1	1	0
3 9 B Guard. Paradai	124	85	21	24	36	5	2	0	0	0	2	1
310 U Ceip Paradai	83	156	23	23	47	16	4	0	0	0	0	0
311 U Res. As Gándaras	144	152	40	50	65	19	6	1	0	1	0	0
4 1 U Quiroga Ballesteros	154	126	28	27	30	24	1	0	0	0	0	0
4 2 U Cefore	162	175	30	37	56	14	3	1	1	0	1	0
4 3 A Fogar do Maior	146	150	30	45	39	22	2	0	0	0	0	0
4 3 B Fogar do Maior	170	205	47	44	60	23	1	0	0	0	1	1
4 4 A Ceip Paradai	99	152	35	39	32	10	5	0	2	0	0	0
4 4 B Ceip Paradai	98	90	25	36	45	16	2	0	0	0	0	0
4 5 A CeipAlbeiros	113	145	51	47	44	16	3	1	0	0	1	2
4 5 B CeipAlbeiros	156	182	39	66	85	36	2	1	2	0	2	0
4 6 A Ceip Luis Pimentel	128	150	40	55	56	19	5	3	0	0	0	0
												
4 6 B Ceip Luis Pimentel	163	180	45	51	76	26	7	1	0	0	2	0
4 7 U Ceip Salesianos	156	157	33	38	57	16	1	2	1	0	1	1
4 8 A A. Gustavo Freire	113	128	22	41	48	16	2	1	0	0	0	0
4 8 B A. Gustavo Freire	101	104	35	31	46	15	4	0	2	0	0	0
4 9 A Parq. de bomberos	120	162	30	45	49	18	0	1	0	0	0	0
4 9 B Parq. de bomberos	101	107	23	34	38	15	1	1	2	1	0	0
410 A Sección minusval.	137	119	37	29	40	17	2	1	0	0	2	0
410 B Sección minusval.	118	97	20	31	31	17	2	0	0	1	0	1
411 A CeipAlbeiros	113	145	51	47	44	16	3	1	0	0	1	2
411 B CeipAlbeiros	169	180	43	47	79	30	4	2	0	0	0	0
412 U IES M. Romana	156	162	28	54	87	21	4	0	0	3	0	0
413 A Parq. de bomberos	93	133	34	37	38	7	4	1	1	0	0	0
413 B Parq. de bomberos	85	92	24	36	40	13	7	1	0	0	0	0
414 A IES M. Romana	79	106	35	31	43	13	3	0	0	2	0	0
414 B IES M. Romana	96	133	36	45	59	13	1	0	0	4	0	0
5 1 A Obras Públicas	146	113	21	33	38	18	3	1	3	0	0	1
5 1 B Obras Públicas	112	120	23	16	29	9	3	1	0	0	0	0
5 2 A Serv. Recaudación	118	110	20	31	34	13	2	1	0	0	1	0
5 2 B Serv. Recaudación	130	132	31	34	36	22	4	0	0	0	0	0
5 3 A Centro Díaz Castro	98	145	34	42	72	21	3	0	0	0	0	1
5 3 B Centro Díaz Castro	138	195	30	52	66	22	7	3	0	1	0	0
5 4 A Divino Maestro	104	143	30	34	42	14	5	1	0	1	0	0
5 4 B Divino Maestro	137	120	22	37	41	22	4	0	0	2	0	0
5 5 A Casás	142	167	26	45	56	26	6	1	0	0	0	0
5 5 B Casás	159	229	40	48	81	28	2	0	2	1	0	0
5 6 U Local Río Pambre	124	157	50	40	55	16	8	2	0	0	1	0
5 7 A A Ponte	179	89	22	51	26	14	0	1	1	0	0	0
5 7 B A Ponte	121	102	17	22	16	11	2	0	0	0	0	0
5 8 U Centrad	169	125	46	24	35	10	2	1	0	0	1	1
5 9 U Divino Maestro	99	136	31	33	34	9	2	2	0	1	1	1
510 U CSA Milagrosa	131	141	21	28	32	16	3	0	0	0	0	0
												
511 A Salesianos	135	113	29	31	26	17	3	0	0	0	0	0
511 B Salesianos	109	96	15	23	28	12	2	1	0	0	2	0
513 A U. Saúde Mental	147	138	39	42	40	15	4	1	2	2	0	0
513 B U. Saúde Mental	176	160	37	39	66	15	4	0	0	0	0	0
514 A Serra de Outes	74	85	11	32	40	10	4	1	0	1	1	1
514 B Serra de Outes	83	119	13	36	37	11	2	0	1	0	0	1
515 A Centrad	123	141	39	31	39	13	1	3	0	0	0	0
515 B Centrad	148	153	31	44	52	20	3	1	2	0	0	1
516 U Xuv. O Castiñeiro	157	207	45	45	67	29	7	0	1	3	4	0
517 A Menéndez Pelayo	88	118	19	37	42	18	4	0	0	0	0	0
517 B Menéndez Pelayo	114	139	25	33	52	11	7	0	0	2	0	0
518 A Leiras Pulpeiro	139	199	42	44	58	12	4	0	0	1	1	0
518 B Leiras Pulpeiro	137	233	55	46	74	24	4	1	1	0	2	0
519 A O Castiñeiro	141	144	44	46	67	17	4	0	1	1	1	0
519 B O Castiñeiro	152	148	42	50	45	31	1	1	2	1	0	0
6 1 A Camoira	71	51	16	21	11	9	0	0	0	0	1	0
6 1 B OVeral	166	112	22	37	31	9	4					